

The Ultimate Dog Food Production Machine Guide

2024

Detail Introduction :

Introduction

Evolution of Dog Food Production Machine Technology

Key Components of Modern Dog Food Production Machines

Understanding the Manufacturing Process of Dog Food

Advantages of Using Automated Dog Food Production Machines

Factors to Consider When Choosing a Dog Food Production Machine

Maintenance and Care Tips for Dog Food Production Machines

Latest Innovations and Trends in Dog Food Production Machine Technology

Future Prospects and Challenges in the Dog Food Production Industry

FAQs: Frequently Asked Questions about Dog Food Production Machines

References

Introduction

[Dog food production machines](#) are essential equipment used in the pet food manufacturing industry. These machines play a crucial role in efficiently producing various types of dog food products, including dry kibble, wet canned food, and treats. They are designed to automate and streamline the production process, ensuring consistency in quality and quantity of dog food output.

These production machines encompass a range of equipment, including mixers, extruders, dryers, and packaging machines. Each component contributes to different stages of the manufacturing process, from mixing and blending ingredients to shaping and drying the final product. With the advancement of technology, modern [dog food production machines](#) are equipped with sophisticated features that optimize performance and enhance product quality.

Manufacturers can choose from a variety of dog food production machines based on their specific needs and production requirements. Whether it's a small-scale operation or a large-scale production facility, there are machines available to suit different capacities and budgets. Additionally, customization options allow manufacturers to tailor the machines to their unique formulations and packaging preferences.



Evolution of Dog Food Production Machine Technology

The technology behind dog food production machines has undergone significant evolution over the years, driven by the demand for higher efficiency, improved quality, and cost-effectiveness. In the early stages of pet food manufacturing, manual labor was predominant, with basic equipment used for mixing and shaping dog food.

However, with advancements in engineering and automation, the industry witnessed the emergence of more sophisticated dog food production machines. One significant development was the introduction of extrusion technology, which revolutionized the production process by allowing for the creation of a wide range of dog food shapes and textures.

Furthermore, the integration of computerized controls and monitoring systems has enabled manufacturers to achieve greater precision and consistency in the production process. This not only ensures uniform quality across batches but also enhances food safety by minimizing the risk of contamination.

In recent years, there has been a growing emphasis on sustainability and environmental responsibility in the pet food industry. As a result, manufacturers are increasingly investing in energy-efficient and eco-friendly production machines. This includes the adoption of renewable energy sources, such as solar power, and the implementation of recycling and waste reduction measures in production facilities.



Key Components of Modern Dog Food Production

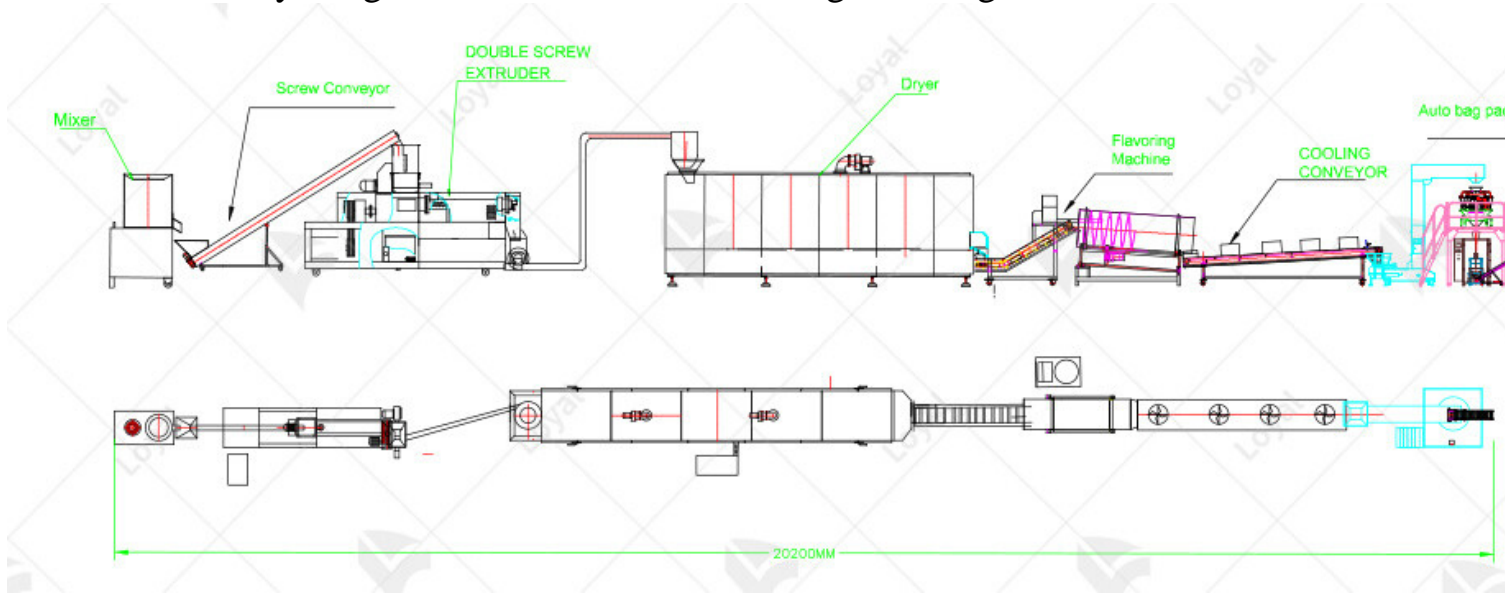
Machines

Modern dog food production machines consist of several key components that work together to efficiently produce high-quality pet food. These components are crucial for ensuring the reliability, performance, and safety of the manufacturing process. Let's delve into some of the key components:

- 1. Feeding System:** The feeding system is responsible for delivering the raw materials into the machine for processing. It typically includes hoppers or conveyors that transport ingredients such as meat, grains, and supplements into the mixing chamber.
- 2. Mixing Chamber:** The mixing chamber is where the various ingredients are combined to create a uniform dog food mixture. It incorporates blades or agitators that thoroughly blend the ingredients to ensure a uniform distribution of nutrients and flavors.
- 3. Extrusion System:** The extrusion system plays a critical role in the dog food production process. It consists of an extruder, which is a specialized machine that applies heat and pressure to the mixture, forcing it through a die to form the desired shape. This process cooks the ingredients and creates the characteristic texture of the dog food.
- 4. Cutting Mechanism:** Once the extruded dog food has been formed, it needs to be cut into the appropriate size and shape. The cutting mechanism, often equipped with rotating blades, precisely slices the extruded product to meet the desired specifications.
- 5. Drying and Cooling Equipment:** After the dog food has been shaped and cut, it undergoes drying and cooling processes to remove excess moisture and ensure shelf stability. This typically involves conveyor belts and specialized drying and cooling equipment.

passing the product through a drying oven or conveyor system, followed by a cooling chamber.

6. Packaging System: The final step in the dog food production process is packaging the finished product for distribution. Modern production machines are equipped with advanced packaging that automatically weigh, fill, seal, and label the dog food bags or containers.



Understanding the Manufacturing Process of Dog Food

The manufacturing process of dog food involves several stages, each essential for producing nutritious and safe pet food products. Let's break down the process step by step:

1. **Ingredient Preparation:** The first step in dog food manufacturing is preparing the raw ingredients. This may include grinding meat, milling grains, and mixing in supplements and vitamins to create a balanced recipe. The quality and freshness of these ingredients are crucial for the nutritional value of the final product.


2. **Mixing:** Once the ingredients are prepared, they are combined in a mixing chamber or hopper. Here, they are thoroughly blended to ensure uniform distribution of nutrients and flavors throughout the mixture. Mixing is crucial for achieving consistency in the final product.

3. **Extrusion:** The mixed ingredients are then fed into an extruder, where they undergo a process of extrusion. The extruder applies heat and pressure to the mixture, cooking it and forcing it through a die to create the desired shape, such as kibble or pellets. This process also sterilizes the food, making it safe for consumption.

4. **Drying:** After extrusion, the dog food is dried to remove excess moisture and improve its shelf stability. This is typically done using a drying oven or conveyor system, which gradually reduces the moisture content of the product to the desired level.

5. **Cooling:** Once dried, the dog food is cooled to room temperature to prevent moisture buildup and ensure quality. Cooling chambers or conveyors are used to rapidly cool the product before packaging.

6. **Packaging:** The final step in the manufacturing process is packaging the dog food for distribution. This involves filling bags or containers with the finished product, sealing them to maintain freshness, and labeling them with relevant information such as ingredients, nutritional content, and expiration dates.



Advantages of Using Automated Dog Food Production

Machines

Automated dog food production machines offer numerous benefits over traditional manual methods. Let's delve into the advantages of utilizing these advanced machines:

- 1. Increased Efficiency:** Automated dog food production machines streamline the manufacturing process, resulting in higher efficiency. These machines can perform tasks such as mixing, shredding, and packaging with precision and speed, significantly reducing production time compared to manual labor.
- 2. Consistent Product Quality:** One of the key advantages of automated machines is their ability to maintain consistent product quality. By following programmed instructions, these machines ensure that each batch of dog food meets the same standards, minimizing variations and ensuring uniformity in taste, texture, and nutritional content.
- 3. Cost Savings:** While the initial investment in automated dog food production machines may be significant, they often lead to long-term cost savings. By reducing the need for manual labor and minimizing errors, these machines help lower production costs and increase profitability over time.
- 4. Enhanced Food Safety:** Automated machines operate in a controlled environment, reducing the risk of contamination and ensuring food safety. They are designed with sanitation in mind, with easy-to-clean surfaces and components, minimizing the chances of bacterial growth and foodborne illness.



Factors to Consider When Choosing a Dog Food

Production Machine

When selecting a dog food production machine, several factors must be taken into account to ensure optimal performance and suitability for your specific needs. Let's compare machines from LOYAL company and Buhler company across various aspects:

Aspect	LOYAL Company Machine	Buhler Company Machine
Production Capacity	Higher capacity models available	Limited capacity options
Technology and Innovation	Incorporates cutting-edge technology and innovations	Known for reliable and proven technology
Customization Options	Offers extensive customization options	Limited customization capabilities
Maintenance and Support	Comprehensive maintenance and customer support	Reliable maintenance services with limited customization

In summary, both LOYAL and Buhler offer dog food production machines with distinct advantages. LOYAL machines excel in terms of production capacity and customization options, while Buhler machines are renowned for their reliability and technology. The choice ultimately depends on your specific production requirements and preferences.



Maintenance and Care Tips for Dog Food Production

Machines

Regular cleaning of all components and thorough inspection for any signs of wear or damage are fundamental maintenance practices. Remove any food residue, debris, or buildup that may accumulate during production to prevent contamination and ensure optimal performance.

Lubricate all moving parts according to the manufacturer's recommendations. Proper lubrication reduces friction, minimizes wear and tear, and helps prevent premature failure of critical components such as gears, bearings, and shafts.

Establish a routine maintenance schedule to conduct comprehensive checks on your dog food production machine. This includes inspecting electrical connections, pneumatic systems, and hydraulic components, as well as verifying the calibration of sensors and controls.

Ensure that operators receive adequate training on the proper operation and maintenance procedures for the equipment. Proper training can help prevent accidents, minimize downtime due to user error, and maximize the efficiency and lifespan of the machinery.





Latest Innovations and Trends in Dog Food Production

Machine Technology

Automation and robotics are increasingly being integrated into dog food production machines to streamline processes, increase productivity, and reduce labor costs. Automated systems can perform tasks such as ingredient mixing, extrusion, shaping, and packaging with precision and consistency. Advanced control systems utilizing artificial intelligence (AI) and machine learning algorithms enable real-time monitoring and optimization of production processes. These systems can adjust parameters such as temperature, pressure, and feed rate to maximize product quality and minimize waste. As environmental concerns grow, there is a rising demand for sustainable packaging solutions in the dog food industry. Innovative packaging technologies, such as compostable materials, recyclable packaging, and reduced plastic usage, are being incorporated into packaging equipment to meet consumer preferences for eco-friendly products.

With increasing consumer demand for customized and personalized pet food products, manufacturers are investing in flexible production technologies. Dog food production machines capable of producing small batch sizes and customizable recipes are becoming more prevalent to cater to individual dietary requirements and preferences.



Future Prospects and Challenges in the Dog Food Production Industry

The dog food production industry is poised for continued growth, driven by factors such as increasing pet ownership, rising consumer awareness of pet nutrition, and advancements in manufacturing technology. However, several challenges and opportunities lie ahead:

The growing pet population and rising disposable incomes in emerging markets present significant opportunities for expansion in the dog food industry. However, expanding into new markets requires navigating regulatory complexities, adapting to local tastes and preferences, and overcoming logistical challenges.

As pet owners become more health-conscious, there is a growing demand for dog food products with natural, high-quality ingredients. Manufacturers must innovate to develop formulations that meet nutritional requirements while avoiding artificial additives, preservatives, and fillers.

Ensuring a resilient and sustainable supply chain is crucial for the long-term success of the dog food production industry. Manufacturers need to address issues such as sourcing raw materials ethically, reducing food waste, and minimizing environmental impact throughout the production process.

Embracing technological advancements such as digitalization, data analytics, and smart manufacturing will be essential for staying competitive in the evolving dog food production landscape. However, adapting to new technologies requires investment in infrastructure, employee training, and overcoming potential resistance to change.



FAQs: Frequently Asked Questions about Dog Food

Production Machines

1. What is a dog food production machine?

A dog food production machine is a specialized piece of equipment designed for the manufacture of various types of dog food products. It typically includes components for ingredient mixing, extrusion or forming, drying, and packaging.

2. What types of dog food products can be produced using these machines?

Dog food production machines can produce a wide range of products, including dry kibble, semi-moist treats, and wet canned food. The versatility of these machines allows for the customization of recipes to meet various nutritional requirements and consumer preferences.

3. What are the advantages of using dog food production machines?

The advantages of using dog food production machines include increased production efficiency, consistent product quality, flexibility in recipe formulation, and reduced labor costs. Additionally, these machines often feature automated controls and monitoring systems, minimizing the risk of errors and ensuring product safety.

4. How can I choose the right dog food production machine for my business?

When selecting a dog food production machine, consider factors such as production capacity, product specifications, available space, budget constraints, and after-sales support. It's essential to assess your specific needs and conduct thorough research to find the machine that best fits your requirements.

5. Can dog food production machines accommodate different recipes and ingredients?

Yes, most modern dog food production machines are designed to accommodate a variety of recipes and ingredients. They feature adjustable settings and interchangeable components that allow for flexibility in formulation. This versatility enables manufacturers to produce customized products tailored to specific dietary requirements and market trends.

References

1. Food Processing: <https://www.foodprocessing.com/>
2. Food Engineering Magazine: <https://www.foodengineeringmag.com/>
3. Food Manufacturing: <https://www.foodmanufacturing.com/>
4. Food Dive: <https://www.fooddive.com/>
5. Food Business News: <https://www.foodbusinessnews.net/>