

The Ultimate Japanese Bread Crumb Processing Line Guide to 2024

Introdução detalhada :

Introduction to Japanese Bread Crumb Processing Lines

Key Components of a Bread Crumb Processing Line

How Japanese Bread Crumbs Differ from Other Types

Advanced Baking Ovens for Bread Crumb Production

Bread Dough Preparation and Mixing Equipment

Cooling and Drying Systems in Processing Lines

Grinding and Milling Machinery for Bread Crumbs

Sifting and Sorting Technologies

Packaging Solutions for Bread Crumb Products

Automation and Control Systems in Processing Lines

Maintenance and Cleaning Best Practices

Innovations in Bread Crumb Processing Technology

Reference

Introduction to Japanese Bread Crumb Processing Line

[Japanese bread crumb processing lines](#) have revolutionized the production of panko, a unique breadcrumb known for its light, airy texture and superior crispiness. These processing lines combine advanced technology and precision engineering to produce high-quality bread crumbs efficiently and consistently. As demand for Japanese bread crumbs increases globally, understanding the intricacies of these processing lines becomes crucial for manufacturers aiming to maintain competitive advantage and meet market needs.

The typical [Japanese bread crumb processing line](#) involves several stages, including dough preparation, baking, cooling, grinding, and packaging. Each stage is designed to ensure that the final product meets stringent quality standards and retains the desired characteristics of Japanese bread crumbs. This guide will delve into the key components and technologies that make these processing lines effective and efficient.



Key Components of a Bread Crumb Processing Line

Component	Description
Mixing and Kneading	Equipment that ensures thorough mixing and kneading of dough to achieve perfect consistency for panko.
Fermentation Chambers	Controlled environments where dough is allowed to rise, developing the texture of Japanese bread crumbs.
Baking Ovens	Advanced ovens that bake the dough evenly, creating a uniform structure for panko.
Cooling Conveyors	Systems that cool the baked bread efficiently, preparing it for the grinding process.
Grinding Mills	Machinery that grinds the cooled bread into consistent crumb sizes, a critical step in panko production.
Sifting Machines	Equipment that sorts the ground crumbs to ensure uniform size and quality.
Packaging Units	Automated systems that package the finished bread crumbs, ensuring freshness and easy distribution.
Control Systems	Integrated control panels that monitor and adjust the processing parameters for optimal production efficiency.



How Japanese Bread Crumbs Differ from Other Types

Feature	Japanese Bread Crumbs	Other Bread Crumbs
Texture	Light, airy, and flaky, perfect for creating a crispy coating.	Often denser and finer, providing a different texture in culinary applications.
Production Process	Involves specific fermentation, baking, and grinding techniques unique to Japanese methods.	Standard bread crumbs are typically made from dried, ground bread without special processes.
Culinary Uses	Ideal for tempura, katsu, and other Japanese dishes that require a delicate, crispy coating.	Commonly used in meatballs, meatloaf, and as a filler or binder in various recipes.
Color	Usually whiter due to the use of crustless bread, enhancing the visual appeal of fried foods.	Can range from white to brown, depending on the type of bread used.
Flavor Absorption	Absorbs flavors and oils more effectively, enhancing the taste and texture of the final dish.	Less absorbent, often resulting in a different mouthfeel.




Advanced Baking Ovens for Bread Crumb Production

Advanced baking ovens play a crucial role in the Japanese bread crumb processing line, ensuring bread is baked to the perfect texture required for creating high-quality crumbs. These ovens are equipped with precise temperature controls and uniform heat distribution systems. This ensures each loaf of bread is consistently baked, eliminating variations that could affect the quality of bread crumbs.

Modern baking ovens often incorporate convection and steam injection capabilities. Convection ensures even cooking by circulating hot air around the bread, while steam injection helps to achieve the desired crust texture and moisture content. This combination is essential for producing the light and airy texture characteristic of Japanese panko bread crumbs.

Energy efficiency is another significant advancement in these ovens. By utilizing improved materials and heat recovery systems, these ovens reduce energy consumption, which not only lowers operational costs but also supports sustainability goals. Many ovens now include smart technology that monitors energy use and optimizes baking processes to further enhance efficiency.

Furthermore, advanced baking ovens are designed for ease of maintenance and cleaning. Features such as removable racks, self-cleaning cycles, and accessible components minimize downtime and ensure the ovens remain in optimal condition. These aspects are vital for maintaining high production standards and ensuring the longevity of the equipment in a high-demand production environment.



Bread Dough Preparation and Mixing Equipment

Equipment	Description
Planetary Mixers	Ensures thorough and consistent mixing of ingredients to form a homogeneous dough.
Spiral Mixers	Designed to handle large batches of dough, providing gentle and efficient mixing.
Dough Dividers	Accurately divides dough into uniform portions, critical for consistent results.
Hydration Systems	Precisely controls the addition of water to achieve the perfect dough consistency for panko production.
Fermentation Tanks	Allows for controlled fermentation, which is essential for developing the texture of Japanese crumbs.
Temperature Controllers	Maintains the ideal temperature during mixing and fermentation, ensuring optimal dough development.
Mixing Bowls	Made of stainless steel, these bowls are durable and easy to clean, ensuring hygiene standards are met.
Ingredient Feeders	Automated systems that feed ingredients into the mixer, ensuring precise measurements and consistency.

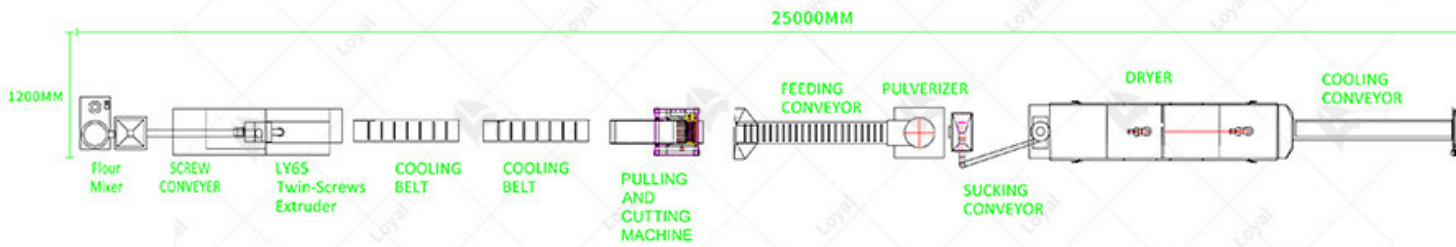


Cooling and Drying Systems in Processing Lines

Cooling and drying systems are essential components in a Japanese bread crumb processing line. Before they prepare the baked bread for the grinding and milling stages. Efficient cooling systems ensure that the bread cools down quickly to prevent overbaking and maintain the ideal moisture level for subsequent processing.

Modern cooling systems utilize air circulation and controlled environments to achieve rapid and uniform cooling. These systems are designed to prevent condensation, which can lead to soggy or moldy bread. By maintaining the optimal temperature and humidity, they ensure that the bread retains its texture and quality.

Drying systems are equally important, particularly for panko bread crumbs, which require a specific moisture content to achieve the desired crunchiness. Advanced drying systems use low-temperature air drying techniques that preserve the bread's structure while reducing moisture content evenly. This method prevents the formation of hard spots or overly dry areas, ensuring a uniform crumb texture. Energy efficiency is also a key consideration in these systems. Innovations such as heat exchangers and recirculating air systems help to reduce energy consumption by reusing heat generated during the drying process. This not only cuts down on operational costs but also contributes to the environmental sustainability of the production line.



Grinding and Milling Machinery for Bread Crumbs

Grinding and milling machinery are critical in transforming baked bread into fine, uniform bread crumbs in a Japanese bread crumb processing line. These machines are designed to handle various types of bread, breaking them down into the desired crumb size without compromising quality. High-precision grinders and mills use advanced cutting and grinding technologies to achieve consistent crumb sizes. Adjustable settings allow manufacturers to produce crumbs of various textures, from coarse to fine, catering to different culinary applications. This flexibility is essential for meeting diverse market demands.

Modern grinding machinery incorporates features such as automated feed systems and particle sensors. These innovations ensure that the bread is fed into the grinder at a consistent rate and that the resulting crumbs meet exact specifications. Real-time monitoring and adjustments help to maintain product quality and reduce waste.

Maintenance and durability are also key factors in the design of grinding and milling equipment. Machines are constructed from high-grade materials that withstand the wear and tear of continuous operation. Easy access to components for cleaning and maintenance ensures minimal downtime, which prolongs the lifespan of the equipment, making it a reliable asset in high-volume production environments.



Sifting and Sorting Technologies

Sifting and sorting technologies are integral to a Japanese bread crumb processing line, ensuring that the final product meets strict quality standards. These technologies separate bread crumbs by size and remove any unwanted particles, ensuring a uniform and high-quality end product.


Advanced sifters use multi-stage screening processes to achieve precise size separation. Vibratory and rotary sifters are commonly used, each offering specific advantages. Vibratory sifters provide efficient, high-capacity sorting with minimal maintenance, while rotary sifters are known for their gentle handling and ability to process delicate crumbs without breaking them.

Sorting technologies, such as optical sorters, enhance the quality control process. These systems use cameras and sensors to detect and remove any foreign materials or crumbs that do not meet the required size or color specifications. By ensuring only the best quality crumbs pass through, these technologies help maintain the high standards expected in the market.

Integration with automated systems further improves the efficiency of sifting and sorting processes. Automated feedback loops can adjust settings in real-time based on the quality of the output, ensuring continuous compliance with quality standards. This automation reduces the need for manual intervention, increases throughput, and ensures consistent product quality.

Packaging Solutions for Bread Crumb Products

Packaging Type	Description	Benefits
Plastic Bags	Flexible, lightweight, and available in various sizes.	Cost-effective, moisture-resistant, and easy to seal.
Stand-Up Pouches	Durable pouches that stand upright, often with resealable zippers.	Space-saving, resealable, and provides a professional look.
Paper Bags	Eco-friendly option made from recyclable materials.	Environmentally friendly, breathable, and suitable for organic products.
Cardboard Boxes	Sturdy boxes suitable for larger quantities.	Provides excellent protection, stackable, and recyclable.
Vacuum-Sealed Bags	Bags that remove air before sealing to extend shelf life.	Preserves freshness, extends shelf life, and prevents contamination.
Bulk Packaging	Large containers for food service and industrial use.	Cost-effective for large quantities, reduces packaging waste, and suitable for high-volume users.
Custom Branded Bags	Packaging designed with specific branding and logos.	Enhances brand recognition, customizable, and attracts consumers.



Automation and Control Systems in Processing Lines

Automation and control systems are crucial for optimizing the Japanese Bread Crumb Processing Line. These systems enhance efficiency, consistency, and scalability by integrating advanced technologies throughout the production process. One significant aspect is the use of Programmable Logic Controllers (PLCs). PLCs allow for precise control over various parameters, such as temperature, humidity, and mixing times. This precision ensures that each batch of bread crumbs meets the desired quality standards.

Another vital component is the implementation of robotic systems. Robotics can handle repetitive tasks such as sorting, packing, and palletizing, significantly reducing the need for manual labor. This automation not only speeds up the production process but also minimizes the risk of contamination, enhancing overall product safety.

Real-time monitoring systems are also integral to modern bread crumb processing lines. These systems utilize sensors and data analytics to provide continuous feedback on equipment performance and product quality. Operators can monitor the process in real-time and make necessary adjustments, ensuring optimal operation and reducing downtime.

Furthermore, machine learning algorithms are being employed to predict maintenance needs and optimize production schedules. By analyzing historical data, these algorithms can identify patterns and predict when a machine is likely to require maintenance, preventing unexpected breakdowns and prolonging the lifespan of the equipment.



Maintenance and Cleaning Best Practices

Maintenance Task	Frequency	Description
Daily Inspection	Daily	Check for any visible signs of wear and tear, and ensure components are functioning correctly.
Lubrication of Parts	Weekly	Apply appropriate lubricants to moving parts to reduce friction and prevent wear.
Cleaning of Equipment	After each shift	Clean all contact surfaces to prevent contamination and ensure food safety standards are met.
Calibration of Sensors	Monthly	Ensure all sensors are accurately calibrated to maintain precise control over the processing parameters.
Filter Replacement	Bi-monthly	Replace air and water filters to ensure optimal performance of the cooling and heating systems.
Comprehensive Inspection	Quarterly	Conduct a thorough inspection of all machinery, identify issues, and address any potential issues.
Software Updates	As needed	Update control systems and software to the latest version to ensure optimal functionality and security.
Record Keeping	Ongoing	Maintain detailed records of all maintenance activities to track performance and identify recurring issues.



Innovations in Bread Crumb Processing Technology

The Japanese Bread Crumb Processing Line has seen numerous technological advancements to enhance both efficiency and product quality. One of the most significant innovations is the development of energy-efficient baking ovens. These ovens utilize advanced insulation materials and heat recovery systems to reduce energy consumption while maintaining optimal baking conditions, thus lowering operational costs and environmental impact.

Another key innovation is the use of high-precision milling equipment. Modern milling machines are capable of producing bread crumbs with highly consistent particle sizes. This precision is critical for ensuring the quality and texture of the final product, particularly for applications that require uniformity.

The integration of Internet of Things (IoT) technology into processing lines has also transformed the industry. IoT-enabled devices provide real-time data on equipment performance, ingredient usage, and environmental conditions. This data allows for continuous monitoring and optimization of the production process, improving overall efficiency and reducing waste.

Finally, advancements in sustainability practices are becoming increasingly important. Many modern bread crumb processing lines now incorporate eco-friendly technologies, such as water recycling systems and biodegradable packaging materials. These innovations not only reduce the environmental footprint of the production process but also appeal to environmentally conscious consumers.

Reference

1. Baker Perkins - [bakerperkins.com](https://www.bakerperkins.com)
2. GEA Group - [gea.com](https://www.gea.com)
3. Heat and Control - [heatandcontrol.com](https://www.heatandcontrol.com)
4. Hosokawa Micron - [hosokawamicron.com](https://www.hosokawamicron.com)
5. Fritsch Group - [fritsch-group.com](https://www.fritsch-group.com)