

The Ultimate Bread Crumb Extrusion Produce Process Plant Guide to 2024

Introdução detalhada :

Introduction to Bread Crumb Extrusion Technology

Key Components of a Produce Process Plant

Choosing the Right Extrusion Equipment

Understanding the Bread Crumb Production Workflow

Innovations in Bread Crumb Extrusion for 2024

Maintenance Tips for Extrusion Machinery

Scaling Up Bread Crumb Production Operations

Troubleshooting Common Extrusion Issues

Future Trends in Bread Crumb Extrusion Technology

Training and Skill Development for Plant Operators

Reference

Introduction to Bread Crumb Extrusion Technology

In the rapidly evolving food processing industry, the Bread Crumb Extrusion Produce Process Plant represents a pinnacle of technological advancement. This technology enhances the efficiency of bread crumb production but also ensures consistency and quality, which are paramount in today's competitive market. The extrusion process allows for the creation of uniform bread crumbs that are essential for a variety of culinary applications, from coating to seasoning.

The core of this technology lies in its ability to transform raw materials into fine, uniform bread crumbs through a continuous process. This is achieved by utilizing advanced extrusion machinery that blends, cooks, and shapes the ingredients into the desired consistency and texture. The Bread Crumb Extrusion Produce Process Plant is designed to handle large volumes of production, making it an ideal solution for commercial food manufacturers looking to scale their operations.

Moreover, the sustainability aspect of extrusion technology cannot be overlooked. By optimizing energy use and minimizing waste, the Bread Crumb Extrusion Produce Process Plant contributes to more eco-friendly production practices. This not only benefits the environment but also aligns with the growing consumer demand for sustainable food products.



Key Components of a Produce Process Plant

Component	Description
Raw Material Feeder	Ensures a consistent supply of raw ingredients into the extrusion process.
Extruder	The heart of the plant, where the raw material is cooked, shaped, and extruded into bread crumbs.
Mixing Chamber	Blends ingredients thoroughly to ensure uniform texture and flavor.
Cooling System	Rapidly cools the extruded product to set its shape and maintain texture.
Drying Oven	Removes excess moisture from the bread crumbs, ensuring they are crispy and have a long shelf life.
Sifter and Grader	Separates bread crumbs into different sizes for various applications.
Packaging Unit	Efficiently packages the final product for distribution and sale.
Control Panel	Centralized system to monitor and adjust the entire production process for optimal performance.
Quality Control Lab	Ensures the final product meets safety and quality standards through rigorous testing.
Maintenance Unit	Keeps all machinery in optimal working condition to avoid production downtime.



Choosing the Right Extrusion Equipment

Selecting the right extrusion equipment is crucial for optimizing the Bread Crumb Extrusion Produce Process Plant. The following table outlines key factors to consider when choosing equipment, ensuring the best fit for your production needs.

Criteria	Description	Considerations
Capacity	The amount of bread crumb production per hour.	Ensure the equipment meets current and future production demands.
Material	Durability and suitability of materials used in construction.	Stainless steel is preferred for its resistance to corrosion and ease of cleaning.
Energy Efficiency	Power consumption and operational costs.	Look for machines with energy-saving features to reduce long-term costs.
Control System	Type of automation and ease of operation.	Advanced control systems with user-friendly interfaces can enhance productivity and reduce human error.

Maintenance Requirements	Frequency and ease of maintenance and repairs.	Opt for equipment with easily accessible parts and minimal maintenance needs to maximize uptime.
Customization Options	Ability to modify equipment to meet specific production needs.	Customizable settings and interchangeable parts can provide flexibility in production.
Safety Features	Safety mechanisms to protect operators and ensure compliance with regulations.	Ensure the equipment includes emergency stop functions, safety interlocks, and meets industry safety standards.
Cost	Initial investment, as well as long-term operational costs.	Balance between upfront costs and long-term benefits; consider total cost of ownership.
Supplier Support	Availability of technical support and after-sales service.	Reliable supplier support is critical for quickly addressing any issues and maintaining smooth operations.
Warranty	Duration and coverage of the warranty.	Comprehensive warranties can provide peace of mind and financial protection against defects and malfunctions.



Understanding the Bread Crumb Production Workflow

The Bread Crumb Extrusion Produce Process Plant involves a series of carefully controlled steps to ensure consistent quality and efficiency. Understanding each stage of the workflow is essential for optimal operation.

Mixing and Conditioning: The process begins with the mixing of ingredients to create a uniform bread dough. Ingredients such as flour, water, yeast, and additives are combined in precise proportions. This mixture is then conditioned to achieve the desired texture and consistency. Proper mixing and conditioning are critical as they directly affect the quality of the final bread crumbs.

Extrusion: The conditioned dough is fed into the extrusion machine, where it is shaped and cooked. The extrusion process involves forcing the dough through a die to create the desired shape and size of the bread crumbs. The extruder cooks the dough at high temperatures, ensuring it is fully cooked and has the right texture. This step is vital as

determines the shape, size, and initial texture of the bread crumbs.

Drying: Once extruded, the bread crumbs are transferred to a drying oven. The drying process removes excess moisture, ensuring the crumbs have a long shelf life and the desired crunchy texture. The drying parameters, such as temperature and duration, are carefully controlled to avoid over-drying or under-drying, which can impact the final product quality.

Cooling and Packaging: After drying, the bread crumbs are cooled to room temperature before packaging. Proper cooling is necessary to prevent condensation inside the packaging, which can lead to spoilage. The cooled bread crumbs are then packaged using automated packaging machines that ensure consistent weight and seal integrity. Packaging plays a crucial role in protecting the bread crumbs from contamination and extending their shelf life.

By understanding and optimizing each step of the Bread Crumb Extrusion Produce Process Plant, manufacturers can produce high-quality bread crumbs efficiently and consistently. This comprehensive approach ensures that every stage of the process contributes to the overall success of the production line.



Innovations in Bread Crumb Extrusion for 2024

In 2024, the Bread Crumb Extrusion Produce Process Plant industry is witnessing significant innovations aimed at enhancing efficiency and product quality. One major advancement is the integration of AI and machine learning technologies. These systems optimize the



extrusion process by continuously monitoring and adjusting parameters to ensure consistent quality and reduce waste.

Another breakthrough is the development of more energy-efficient extrusion machines. These new machines consume less power without compromising performance, making a Bread Crumb Extrusion Produce Process Plant more sustainable and cost-effective.

Additionally, advancements in material science have led to the creation of durable, wear-resistant components that extend the lifespan of extrusion equipment.

Furthermore, the industry is seeing the introduction of modular extrusion systems. These systems allow for easier upgrades and customization, enabling a Bread Crumb Extrusion Produce Process Plant to adapt quickly to changing market demands and production requirements. This flexibility is crucial for staying competitive in a rapidly evolving market.

Lastly, improvements in the automation of post-extrusion processes, such as drying and packaging, are enhancing overall production efficiency. Automated systems ensure that bread crumbs are consistently processed and packaged, reducing manual labor and minimizing the risk of contamination, thus maintaining high standards of food safety within the Bread Crumb Extrusion Produce Process Plant.



Maintenance Tips for Extrusion Machinery

Proper maintenance of extrusion machinery is vital for the smooth operation of a Bread Crumb Extrusion Produce Process Plant. First and foremost, regular lubrication of moving parts is essential. This prevents friction and wear, ensuring that the machinery operates

efficiently and has a longer lifespan.

Secondly, it's important to schedule routine inspections and cleanings. Accumulation of residues can affect the performance of the extrusion equipment. By keeping the machinery clean and conducting regular checks, potential issues can be identified and addressed before they lead to costly downtime.

Another critical maintenance tip is to keep a detailed log of all maintenance activities. This includes recording any replacements, repairs, and inspections. A well-documented maintenance history helps in tracking the performance of the machinery and planning maintenance schedules, thereby ensuring the continuous operation of the Bread Crumb Extrusion Produce Process Plant.

Finally, staff training is essential. Ensuring that all operators are well-trained in both the operation and maintenance of extrusion machinery can prevent mishandling and reduce the risk of breakdowns. Regular training updates keep the team informed about the latest practices and technological advancements, which is crucial for maintaining the efficiency and reliability of the Bread Crumb Extrusion Produce Process Plant.



Scaling Up Bread Crumb Production Operations

Scaling up operations in a Bread Crumb Extrusion Produce Process Plant requires a detailed understanding of both machinery and workflow optimization. Initially, evaluating current production capacity and identifying bottlenecks are crucial. For instance, upgrading to more advanced extruders can significantly enhance throughput. These extruders n

capable of maintaining consistent product quality while increasing output volumes. Moreover, ensuring that the supply chain is robust enough to handle larger volumes of materials is vital. This means securing reliable suppliers and potentially increasing storage capacity within the Bread Crumb Extrusion Produce Process Plant. Additionally, implementing automated systems can streamline operations and reduce labor costs, improving overall efficiency.

Quality control becomes increasingly important as production scales up. Implementing stringent monitoring systems ensures that every batch meets the required standards. This might involve real-time monitoring systems that track variables such as moisture content, temperature, and extrusion pressure within the Bread Crumb Extrusion Produce Process Plant.

Lastly, employee training programs must be intensified to equip the workforce with the skills needed to handle more sophisticated equipment and processes. This ensures that the scaling-up process does not compromise product quality or safety standards.



Troubleshooting Common Extrusion Issues

In any Bread Crumb Extrusion Produce Process Plant, encountering extrusion issues is inevitable. One common problem is inconsistent product texture, often caused by variations in raw material quality or incorrect extrusion parameters. To mitigate this, it's essential to maintain strict control over input materials and regularly calibrate equipment.

Another frequent issue is equipment clogging, which can result from inadequate cleaning procedures or improper handling of materials. Regular maintenance schedules and thorough cleaning protocols can help prevent this problem. Additionally, ensuring that all staff are well-versed in operating procedures can reduce the likelihood of operational errors that lead to clogging.

Temperature fluctuations during the extrusion process can also lead to product defects. Installing advanced temperature control systems within the Bread Crumb Extrusion Produce Process Plant can ensure stable processing conditions. This is critical for maintaining consistent product quality.

Finally, addressing mechanical wear and tear promptly can prevent more severe breakdowns. Routine inspections and replacing worn parts before they fail can keep the extrusion line running smoothly and minimize downtime in the Bread Crumb Extrusion Produce Process Plant.




Future Trends in Bread Crumb Extrusion Technology

The future of Bread Crumb Extrusion Produce Process Plant technology is poised for exciting advancements. One emerging trend is the integration of IoT (Internet of Things) devices, which can provide real-time data and predictive maintenance insights. These technologies enable more precise control over the extrusion process and can significantly reduce downtime.

Another trend is the development of more energy-efficient extrusion systems. As sustainability becomes a priority, innovations that reduce energy consumption and carbon footprints are gaining traction. These systems not only help in cutting operational costs but also align with global sustainability goals.

Automation and robotics are also set to revolutionize Bread Crumb Extrusion Produce Process Plants. Automated systems can handle more complex tasks with higher precision and consistency, reducing human error and increasing production efficiency. Advanced robotics can assist in packaging and palletizing, further streamlining the production line. Lastly, advances in material science are leading to the development of new extruder materials that are more durable and can withstand higher pressures and temperatures. These improvements enhance the overall efficiency and longevity of the equipment used in the Bread Crumb Extrusion Produce Process Plant.



Training and Skill Development for Plant Operators

Effective training and skill development are essential for the smooth operation of a Bread Crumb Extrusion Produce Process Plant. Comprehensive training programs should cover all aspects of the extrusion process, from understanding machinery to mastering quality control protocols. This ensures that operators are well-equipped to handle the demands of the production line.

On-the-job training is particularly effective, allowing operators to gain hands-on experience with the equipment they will be using. Simulations and practical exercises can help them

understand the intricacies of the extrusion process and how to troubleshoot common issues. Continued education is also vital. As technology evolves, operators need to stay updated with the latest advancements. Regular workshops and training sessions on new technologies and best practices can keep the workforce at the forefront of industry developments.

Lastly, fostering a culture of continuous improvement within the Bread Crumb Extrusion Produce Process Plant encourages operators to take initiative in identifying areas for improvement and developing innovative solutions. This not only enhances operational efficiency but also contributes to a more engaged and motivated workforce.

Reference

1. Baker Perkins - [bakerperkins.com](https://www.bakerperkins.com)
2. GEA Group - [gea.com](https://www.gea.com)
3. Heat and Control - [heatandcontrol.com](https://www.heatandcontrol.com)
4. Hosokawa Micron - [hosokawamicron.com](https://www.hosokawamicron.com)
5. Fritsch Group - [fritsch-group.com](https://www.fritsch-group.com)