

The Ultimate Japanese Bread Crumbs Extruder Machine Guide to 2024

Introducción detallada :

Introduction to Japanese Bread Crumbs Extruder Machines

Key Features of 2024 Models

Benefits of Using an Extruder Machine

Types of Japanese Bread Crumbs

How the Extruder Machine Works

Choosing the Right Extruder Machine for Your Business

Installation and Setup Guide

Maintenance Tips for Longevity

Troubleshooting Common Issues

Innovations in 2024 Extruder Technology

Reference

Introduction to Japanese Bread Crumbs Extruder Machines

In the realm of modern food processing, the [Japanese Bread Crumbs Extruder Machine](#) stands as a crucial piece of equipment. These machines are designed to produce high-quality bread crumbs, a staple ingredient in various culinary applications, particularly in Japanese cuisine. With advances in technology, the latest models in 2024 offer enhanced efficiency, precision, and versatility. The Japanese Bread Crumbs Extruder Machine is integral to ensuring consistent texture and size of bread crumbs, which are essential for achieving the desired crunch and flavor in dishes. These machines streamline the production process, making it more efficient and cost-effective for large-scale food manufacturers.

As the demand for processed food products continues to rise, the role of the [Japanese Bread Crumbs Extruder Machine](#) becomes even more significant. The 2024 models incorporate cutting-edge technologies that address the evolving needs of the food industry, ensuring high productivity and superior quality output.



Key Features of 2024 Models

Feature	Description
Advanced Automation	The 2024 Japanese Bread Crumbs Extruder Machine models come equipped with state-of-the-art automation, reducing the need for manual intervention and increasing production efficiency.
Energy Efficiency	Enhanced energy-saving technologies ensure that these machines consume less power while maintaining high output levels.
Precision Control	Improved control systems allow for precise adjustments in bread crumb size and texture, ensuring consistency in every batch.
Stainless Steel Construction	Built with high-grade stainless steel, these machines offer durability and are easy to clean, complying with strict hygiene standards.
User-Friendly Interface	The new models feature intuitive touch-screen interfaces, making them easy to operate and monitor, even for less experienced personnel.
High Capacity	Designed to handle large volumes, these machines can produce a significant quantity of bread crumbs per hour, meeting the demands of high-output facilities.
Multi-Functionality	Capable of producing various types of bread crumbs, including panko and soft crumbs, providing versatility for different culinary needs.
Noise Reduction	Incorporating noise-dampening technologies, these machines operate quietly, contributing to a more pleasant working environment.

Safety Features	Equipped with multiple safety mechanisms, including emergency stop buttons and protective guards, ensuring operator safety during operation.
Easy Maintenance	Designed for easy disassembly and cleaning, reducing downtime and ensuring the machine stays in optimal working condition.
Customizable Settings	Allowing for the customization of production parameters to meet specific requirements, enhancing the flexibility of the production process.
Eco-Friendly Materials	Constructed using sustainable materials, the 2024 models reflect a commitment to environmental responsibility.
Integrated Cooling System	Advanced cooling systems prevent overheating, ensuring consistent performance and prolonging the machine's lifespan.

These features make the Japanese Bread Crumbs Extruder Machine an indispensable asset for food processing businesses aiming to enhance their production capabilities while maintaining high standards of quality and efficiency. The 2024 models, with their innovative improvements, set a new benchmark in the industry, catering to the diverse needs of modern food manufacturing.



Benefits of Using an Extruder Machine

Japanese Bread Crumbs Extruder Machines are revolutionizing the food processing industry, offering a plethora of benefits that enhance efficiency, consistency, and product quality. One of the primary advantages of using an extruder machine is the uniformity it brings to bread crumb production. These machines ensure that each crumb is of a consistent size and texture, which is crucial for achieving the desired culinary results in various recipes.

Another significant benefit is the increased production capacity. Traditional methods of bread production are labor-intensive and time-consuming. In contrast, an extruder machine can produce large quantities of bread dough quickly and efficiently, significantly boosting overall productivity. This is particularly beneficial for large-scale food manufacturers who need to meet high demand without compromising on quality.

The Japanese Bread Crumbs Extruder Machine also excels in maintaining hygiene standards. Food safety is a critical concern in the food processing industry, and these machines are designed with stainless steel materials and features that prevent contamination. Their easy-to-clean components and automated processes reduce the risk of human error and ensure that the bread crumbs produced are safe for consumption.

Furthermore, using an extruder machine is cost-effective in the long run. While the initial investment may be substantial, the reduction in labor costs, improved efficiency, and decreased waste contribute to significant savings over time. The precision and control offered by the Japanese Bread Crumbs Extruder Machine also minimize the amount of raw material wasted, further enhancing cost efficiency.



Types of Japanese Bread Crumbs

Type of Bread Crumb	Description	Typical Use
---------------------	-------------	-------------

Panko	Light, airy, and flaky, made from crustless bread.	Tempura, fried baked casseroles
Standard Bread Crumbs	Finer texture, made from whole bread including the crust.	Meatballs, meat stuffing
Whole Wheat Bread Crumbs	Made from whole wheat bread, providing a denser and more nutritious alternative.	Healthier recipes, coatings
Gluten-Free Bread Crumbs	Made from gluten-free bread, suitable for individuals with gluten intolerance.	Gluten-free recipes, coatings
Seasoned Bread Crumbs	Pre-mixed with various herbs and spices to add extra flavor.	Breaded chicken, vegetable coatings
Japanese Panko Variants	Includes various flavors and textures, often with unique seasonings or made from different bread types.	Specialized dishes, gourmet recipes



How the Extruder Machine Works

Understanding how a Japanese Bread Crumbs Extruder Machine operates is crucial for anyone in the food processing industry. These machines work by utilizing a screw mechanism that pushes dough through a die to create uniformly shaped bread crumbs. The process begins with mixing raw ingredients into a dough, which is then fed into the extruder. Inside the machine, the dough is heated and heated to the desired consistency.

As the dough moves through the extruder, it is subjected to varying levels of pressure and temperature, which help in shaping and cooking the product. The extrusion process involves t

dough being forced through a specifically designed die that determines the shape and size of the crumbs. These crumbs are then baked or dried to achieve the final texture.

One of the critical aspects of the Japanese Bread Crumbs Extruder Machine is its ability to produce a consistent product with minimal waste. This is achieved through precise control of the machine's parameters, such as screw speed, temperature, and moisture content. The final product is a high-quality bread crumb that meets the exact specifications required for various culinary applications. In summary, the efficiency and precision of a Japanese Bread Crumbs Extruder Machine make it an indispensable tool in modern food production, ensuring a reliable supply of bread crumbs with a consistent texture and quality.



Choosing the Right Extruder Machine for Your Business

Selecting the appropriate Japanese Bread Crumbs Extruder Machine for your business involves considering several critical factors. The following table outlines key considerations and their importance in making an informed decision:

Factor	Description	Importance
Production Capacity	The amount of bread crumbs the machine can produce per hour.	High – Determines if it meets your production needs.
Size and Dimensions	Physical size of the machine and space required for installation.	Medium – Ensures it fits in your facility.

Energy Efficiency	The amount of energy consumed during operation.	High – Affects operation
Ease of Maintenance	Frequency and complexity of required maintenance tasks.	High – Minimizes downtime and repair costs.
Control System	The type of interface and level of control over production parameters.	High – Influences precision and ease of use.
Cost	Initial purchase price and long-term operational expenses.	High – Impacts budget and ROI.
Material and Build Quality	Durability and quality of construction materials used in the machine.	High – Affects lifespan and reliability.
Customization Options	Ability to customize the machine to meet specific production needs.	Medium – Adds flexibility in production capabilities.
Supplier Support and Warranty	The level of support provided by the manufacturer and warranty terms.	High – Ensures reliable service and risk mitigation.

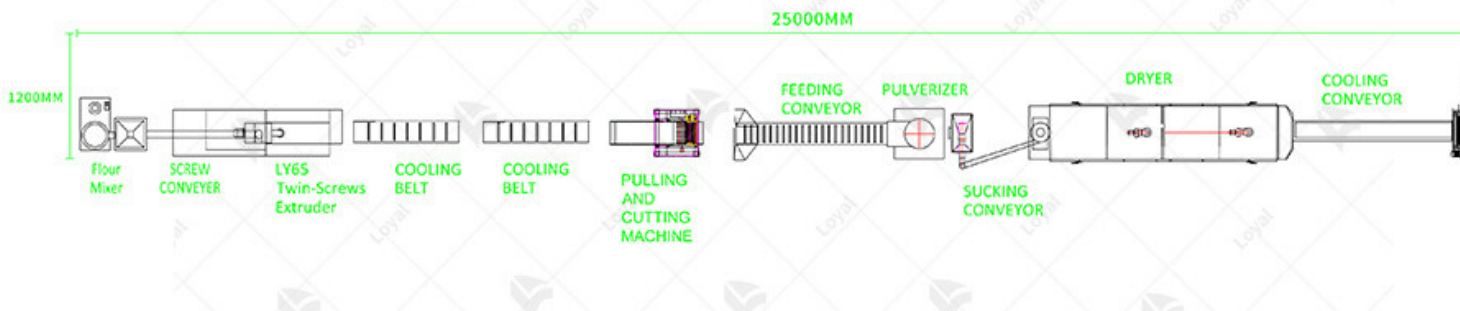


Installation and Setup Guide

Installing your Japanese Bread Crumbs Extruder Machine requires precision and attention to detail to ensure optimal performance. Begin by selecting an appropriate location in your facility, ensuring the area is clean, dry, and well-ventilated. The machine should be positioned on a level surface to prevent operational issues and ensure safety.

Next, connect the machine to a reliable power source. Verify that the voltage and frequency match the specifications provided in the machine's manual. Proper electrical setup is crucial to avoid any potential hazards or malfunctions. Secure the machine firmly to the floor using the provided brackets to prevent movement during operation.

Once the machine is in place, proceed with the assembly of the various components as per the manufacturer's instructions. This includes attaching the hopper, extrusion die, and any additional accessories. Ensure all parts are tightly secured and aligned correctly. Before starting the machine, perform a thorough inspection to confirm that all connections are secure and there are no loose parts. Finally, conduct a test run using a small batch of ingredients. This step is essential to calibrate the machine and make any necessary adjustments. Monitor the output closely and fine-tune the settings to achieve the desired consistency and texture of the bread crumbs. Proper installation and setup are key to maximizing the efficiency and longevity of your Japanese Bread Crumbs Extruder Machine.





Maintenance Tips for Longevity

Maintaining your Japanese Bread Crumbs Extruder Machine is key to ensuring its longevity and consistent performance. Regular cleaning is the first step in proper maintenance. After each use, disassemble the machine and clean all components thoroughly to prevent the buildup of residue, which can affect the quality of the bread crumbs and the machine's efficiency.

Lubrication of moving parts is also crucial. Follow the manufacturer's guidelines on the type and frequency of lubrication required. Over-lubrication can attract dust and debris, while under-lubrication can cause friction and wear. Striking the right balance is essential for the smooth operation of the machine.

Scheduled inspections and servicing are another important aspect of maintenance. Regularly check for signs of wear and tear, such as cracks, rust, or unusual noises during operation. Replace any worn parts immediately to prevent further damage. It is advisable to have a professional technician perform a thorough inspection and servicing at least once a year.

Lastly, always use the machine according to the manufacturer's instructions. Avoid overloading the machine and ensure that only suitable ingredients are used. Proper usage not only extends the life of the Japanese Bread Crumbs Extruder Machine but also guarantees the production of high-quality bread crumbs. By following these maintenance tips, you can ensure that your machine operates efficiently and lasts for many years.



Troubleshooting Common Issues

When operating a Japanese Bread Crumbs Extruder Machine, it's essential to be aware of common issues that can arise to ensure smooth operation. One frequent problem is inconsistent crumb production, often caused by worn-out extrusion dies or incorrect machine settings. Regularly inspecting and replacing these components can maintain optimal performance.

Another common issue is the machine overheating. This can result from overloading the machine or inadequate cooling systems. Ensuring that the Japanese Bread Crumbs Extruder Machine is not overburdened and that cooling mechanisms are functioning correctly can prevent this problem. Occasional clogging can also occur, usually due to improper cleaning or foreign materials entering the machine. Regular maintenance and thorough cleaning after each use can mitigate this issue, ensuring the machine runs efficiently.

Lastly, electrical problems can sometimes be encountered. These may stem from faulty wiring or power surges. It's crucial to have a qualified technician inspect the electrical components of the Japanese Bread Crumbs Extruder Machine regularly to prevent such issues and ensure safe operation.



Innovations in 2024 Extruder Technology

The year 2024 has brought several significant innovations in the field of extruder technology, particularly for the Japanese Bread Crumbs Extruder Machine. One of the standout advancements is the integration of IoT (Internet of Things) capabilities, allowing for real-time monitoring and adjustments. This ensures better control over the production process and quick response to any issues. Another notable innovation is the enhancement of energy efficiency. Newer models of the Japanese Bread Crumbs Extruder Machine are designed to consume less power while maintaining high output, addressing both economic and environmental concerns. This development is crucial for manufacturers looking to reduce operational costs and their carbon footprint.

The introduction of advanced materials for machine components has also revolutionized the industry. These new materials enhance the durability and longevity of the Japanese Bread Crumbs Extruder Machine, reducing the frequency of maintenance and part replacements, and ensuring more consistent performance over time.

Lastly, 2024 has seen significant improvements in automation and user interface design. Modern Japanese Bread Crumbs Extruder Machines now feature more intuitive controls and automated processes, minimizing the need for manual intervention and reducing the likelihood of human error. This leap forward in technology helps streamline production and improves overall efficiency.



Reference

1. Baker Perkins - [bakerperkins.com](https://www.bakerperkins.com)
2. GEA Group - [gea.com](https://www.gea.com)
3. Heat and Control - [heatandcontrol.com](https://www.heatandcontrol.com)
4. Hosokawa Micron - [hosokawamicron.com](https://www.hosokawamicron.com)
5. Fritsch Group - [fritsch-group.com](https://www.fritsch-group.com)