

The Ultimate Guide to Microwave Dryer Machine in 2024

Introducción detallada :

Introduction

Working principle of microwave dryer

Key Components of Microwave Dryer

Comparison and advantages of microwave technology and traditional drying methods

Technical parameters

Technological Progress and Innovation of Microwave Dryer Machines

Challenges and limitations of microwave dryers

Post-Maintenance of Microwave Dryer Machine

References

Introduction

In the ever-evolving landscape of food processing technology, [microwave dryer machines](#) have emerged as indispensable tools for achieving efficient and high-quality drying processes. As we delve into "The Ultimate Guide to [Microwave Dryer Machine](#) in 2024," it becomes evident that the advancements in microwave technology have revolutionized the way we dry food products. Throughout this comprehensive guide, we will explore the working principles, applications, challenges, and future trends of microwave dryer machines in the context of the food processing industry in 2024. Join us as we embark on a journey to uncover the intricacies of this innovative technology and its profound impact on food production and quality assurance.



Working principle of microwave dryer

Microwave dryers work on the principle of dielectric heating, using electromagnetic waves in the microwave frequency range to generate heat within the material being dried. Unlike conventional dryers that rely on convection or conduction, microwave dryers penetrate the material and directly heat the water molecules present. The key component of a microwave dryer is the magnetron, which generates microwaves with a frequency of typically 2450 MHz. These microwaves are then directed into the drying chamber, where they interact with the water molecules in the material. When exposed to microwave radiation, the water molecules align with the alternating electric field of the microwaves, causing them to oscillate rapidly. This oscillation generates frictional heat within the material, causing the water to evaporate quickly. One of the advantages of microwave dryers is their ability to heat the material evenly from the inside out. This can shorten drying time and maintain product quality by minimizing thermal damage and preserving its natural properties. In summary, the working principle of a microwave dryer is to generate electromagnetic waves that cause the water molecules within the material to oscillate rapidly, resulting in efficient and uniform drying.



Key Components of Microwave Dryer

Microwave dryer machines, at their core, consist of several key components that work together seamlessly to facilitate the drying process. Understanding these components is essential for grasping the functionality and efficiency of microwave drying technology.

1. Magnetron:

The magnetron serves as the heart of the microwave dryer machine. It generates the microwave radiation required for heating the product. This high-powered electronic vacuum tube converts electrical energy into electromagnetic waves, which are then emitted into the drying chamber.

2. Waveguide System:

The waveguide system is responsible for directing the microwave radiation from the magnetron into the drying chamber. It consists of a series of metal tubes or channels that guide the microwaves with minimal loss of energy. The design and efficiency of the waveguide system play a crucial role in ensuring uniform heating throughout the product.

3. Drying Chamber:

The drying chamber is where the actual drying process takes place. It is typically a sealed enclosure that contains the product being dried. The walls of the drying chamber are constructed from materials that are transparent to microwave radiation, allowing the waves to penetrate and heat the product evenly.

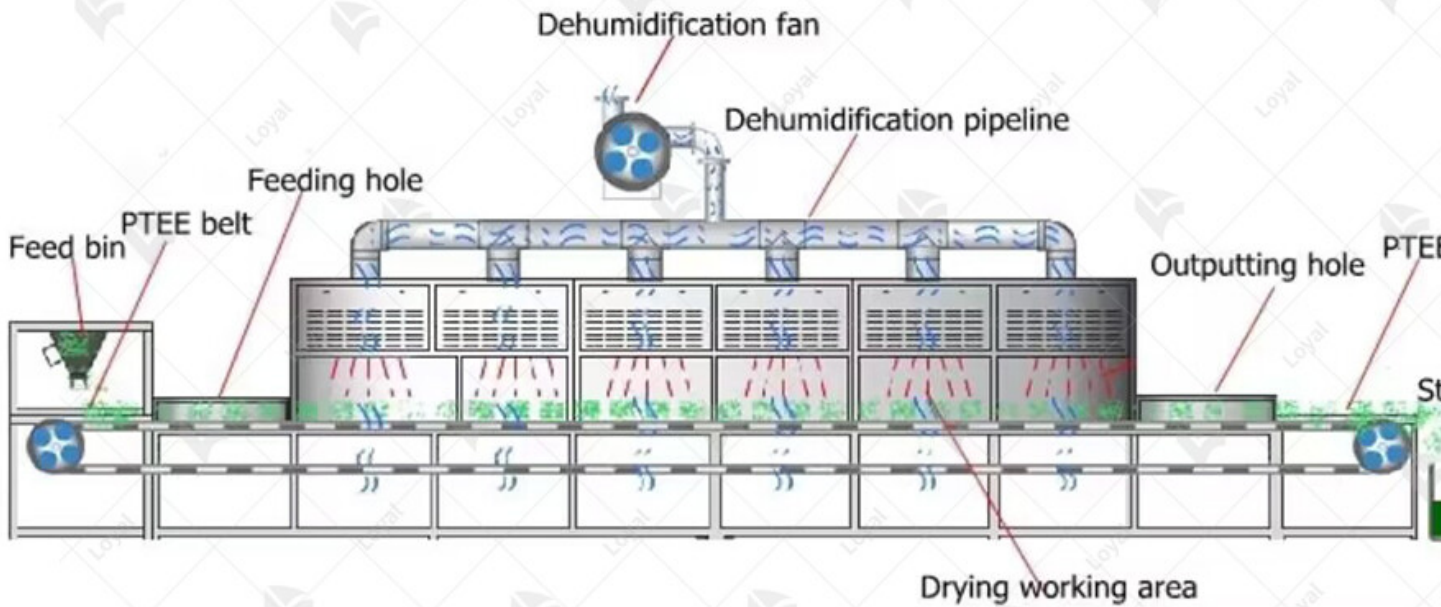
4. Control System:

The control system of the microwave dryer machine governs the operation of the equipment. It includes a user interface for setting parameters such as drying time, temperature, and power level. Additionally, advanced models may incorporate sensors and feedback mechanisms to monitor and adjust the drying process in real-time for optimal results.

5. Cooling System:

Given the high temperatures generated during the drying process, a cooling system is essential to prevent overheating and ensure safe operation of the equipment. This system may consist of fans, heat exchangers, or other cooling mechanisms designed to dissipate excess heat and maintain the desired temperature within the drying chamber.

Continuous Microwave Equipment Working Process



Comparison and advantages of microwave technology traditional drying methods

Aspect	Microwave Dryer Machine	Traditional Drying Methods
Drying Time	Significantly faster drying times	Longer drying times
Energy Efficiency	Higher energy efficiency	Lower energy efficiency
Product Quality	Preserves product quality	May result in degradation
Temperature Control	Precise temperature control	Limited control over temperature
Uniformity of Drying	Provides more uniform drying	May result in uneven drying
Space Requirement	Compact design, requires less space	Requires more space
Labor Intensity	Requires less manual labor	May require more manual labor
Environmental Impact	Lower environmental impact	Higher environmental impact

This table succinctly illustrates the key advantages of microwave dryer machines over traditional drying methods in 2024, including faster drying times, higher energy efficiency, superior product quality, precise temperature control, uniform drying, compact design, reduced labor intensity, and lower environmental impact.



1. PLC control system



6. Machine Material : 304 stainless steel




5. The observation window is equipped with a travel switch to prevent microwave leakage and improve safety.



2. Material Feeder : Customizable according to your materials, both Liquid & Powder & Pellet available



3. Belt: Customizable mesh belts of various materials



4. Control cabinet: Add a control box, neat and easy to clean



Technical parameters

Technical Parameters Of Continuous Microwave Dryer Industrial Microwave Dryer Machine

Model	Size LWH(Can be customized according to the customer's requirements)	Output power	Dewaterability	Sterilization capacity	Baking capacity (Depends on different raw materials)
LY-10KW	5000mm825mm1750mm	?10KW	10KG/Hour	100KG/Hour	30-50KG/Hour
LY-20KW	8000mm825mm1750mm	?20KW	20KG/Hour	200KG/Hour	60-100KG/Hour
LY-30KW	8500mm1160mm1750mm	?30KW	30KG/Hour	300KG/Hour	90-150KG/Hour

LY-40KW	10000mm1160mm1750mm	?40KW	40KG/Hour	40KG/Hour	120-200KC
LY-50KW	12500mm1160mm1750mm	?50KW	50KG/Hour	500KG/Hour	150-250KC
LY-60KW	13500mm1450mm1750mm	?60KW	60KG/Hour	600KG/Hour	180-300KC
LY-70KW	13500mm1500mm1750mm	?70KW	70KG/Hour	700KG/Hour	210-350KC
LY-80KW	13500mm1650mm1750mm	?80KW	80KG/Hour	800KG/Hour	240-400KC
LY-100KW	16800mm1650mm1750mm	?100KW	100KG/Hour	1000KG/Hour	300-500KC
LY-150KW	22400mm1850mm1750mm	?150KW	150KG/Hour	1500KG/Hour	450-750KC
LY-200KW	27000mm1850mm1750mm	?250KW	250KG/Hour	2500KG/Hour	750-1250/H
LY-300KW	32000mm1850mm1750mm	?300KW	300KG/Hour	3000KG/Hour	900-1500K
Power Supply	380V±10% 50Hz±1% Three-Phase Five-Wire				
Microwave Output Frequency	2450±50Mhz				
Microwave Input Apparent Power	?168Kva				
Microwave Output Power	?120Kw				
Microwave Power Adjustment Range	0-30Kw(Adjustable)				
Ambient Temperature	-5-40°C				
Relative Humidity	?80%, Surrounding Environment:No Corrosive Gas, Conductive Dust And Explosive Gas				
Transmission Speed	0-10m/Min(Adjustable)				

Technological Progress and Innovation of Microwave Dryer Machines

1. Advanced Heating Mechanisms:

Microwave dryer machines utilize electromagnetic waves to generate heat within the product, unlike conventional dryers that rely on external heating elements. This direct heating mechanism results in faster and more uniform drying, reducing processing times and preserving the nutritional integrity of the food.

2. Integration of Automation and IoT:

Modern microwave dryer machines are equipped with advanced automation features and Internet of Things (IoT) connectivity. These technologies enable remote monitoring and control of the drying process, allowing operators to adjust parameters in real-time for optimal performance. Additionally,

predictive maintenance algorithms anticipate potential issues, minimizing downtime and maximizing productivity.

3. Precise Temperature and Moisture Control:

One of the key innovations in microwave dryer machines is the ability to precisely control temperature and moisture levels throughout the drying process. This ensures consistent results, minimizes the risk of over-drying or under-drying, leading to superior product quality and extended shelf life.

4. Energy-Efficient Design:

Efficiency and sustainability are paramount considerations in the design of modern microwave dryer machines. Advanced insulation materials and energy-saving components minimize heat loss and reduce overall energy consumption. Additionally, innovative heat recovery systems capture and reuse waste heat, further enhancing efficiency and reducing environmental impact.

5. Customizable Configurations:

Manufacturers offer a range of customizable configurations to suit diverse applications and production requirements. From batch dryers for small-scale operations to continuous conveyor systems for large-scale production, microwave dryer machines can be tailored to meet specific needs while maintaining high efficiency and reliability.

6. Integration of Artificial Intelligence (AI):

The integration of artificial intelligence (AI) algorithms enables microwave dryer machines to continuously optimize performance based on real-time data and feedback. Machine learning algorithms analyze various factors, including product characteristics, ambient conditions, and processing parameters, to dynamically adjust settings and maximize efficiency.



Challenges and limitations of microwave dryers

1. Uneven Heating:

One of the primary challenges associated with microwave dryer machines is the issue of uneven heating. Due to the nature of microwave energy, there can be inconsistencies in the distribution of heat within the product, leading to uneven drying. This uneven heating may result in variations in product quality and texture, posing a challenge for manufacturers striving for uniformity.

2. Limited Penetration Depth:

Microwave energy tends to penetrate only a few centimeters into the surface of the product, limiting its effectiveness in drying thick or dense materials. This limitation can lead to incomplete drying and longer processing times for certain products, affecting overall efficiency and productivity.

3. Product Sensitivity:

Certain food products, particularly those with high moisture content or varying densities, may react differently to microwave drying. Some products may be more susceptible to overheating or uneven drying, requiring careful adjustment of process parameters to achieve optimal results. This sensitivity adds complexity to the drying process and may necessitate specialized equipment or techniques for certain applications.

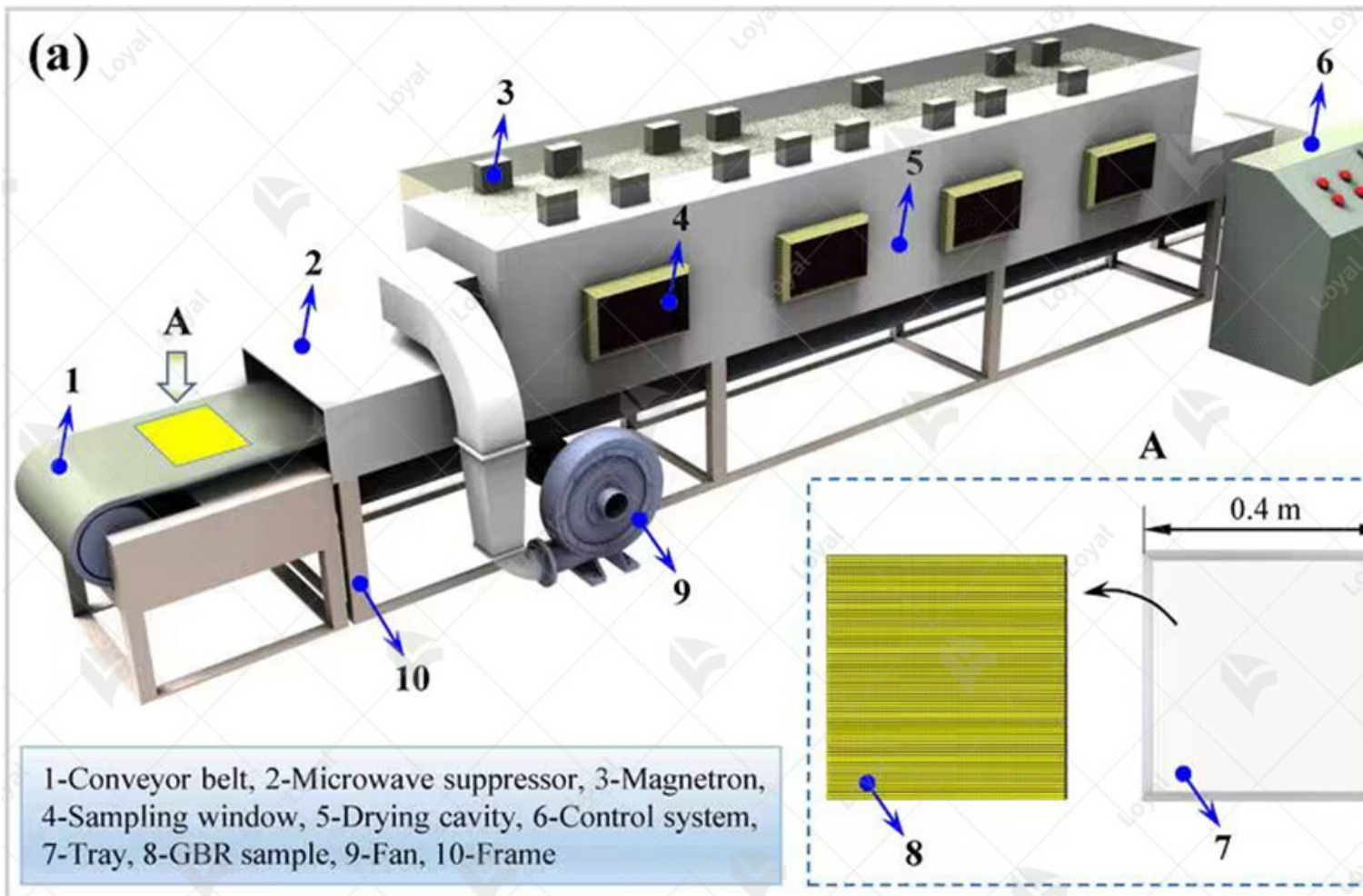
4. Energy Consumption:

While microwave drying is generally more energy-efficient than conventional drying methods, it still requires significant power to operate. High-power microwave generators and complex control systems contribute to energy consumption, leading to increased operating costs, particularly for large-scale industrial applications. Manufacturers must carefully consider the balance between the benefits of rapid drying and the associated energy costs.

5. Equipment Maintenance and Safety:

Maintaining and operating microwave dryer machines requires specialized training and expertise. High-power microwave radiation poses safety risks to operators, necessitating strict adherence to safety protocols and regulations. Additionally, the complex nature of microwave drying equipment requires regular maintenance to ensure optimal performance and safety, adding to the overall operational costs.

In conclusion, while microwave dryer machines offer numerous benefits in terms of efficiency and product quality, they are not without their challenges and limitations. Manufacturers must address these challenges through innovation and careful optimization of process parameters to fully realize the potential of microwave drying technology in 2024 and beyond.



Post-Maintenance of Microwave Dryer Machine

After the initial installation and setup of microwave dryer machines, proper post-maintenance is essential to ensure optimal performance and longevity. Microwave dryer machines are intricate pieces of equipment that require regular upkeep to operate efficiently. In this section, we will outline the post-maintenance practices for microwave dryer machines in 2024.

1. Routine Cleaning:

Regular cleaning is crucial for maintaining the hygiene and efficiency of microwave dryer machines. After each use, remove any food residues, spills, or debris from the interior and exterior surfaces of the machine. Use mild detergent and warm water to clean the interior chamber, ensuring the thorough removal of any contaminants.

2. Inspection of Components:

Periodically inspect all components of the microwave dryer machine for signs of wear, damage, or malfunction. Check the door seals, hinges, and latches for tightness and proper functioning. Examine the heating elements, fans, and electronic controls for any abnormalities or irregularities in operation.

3. Calibration and Adjustment:

Regular calibration and adjustment of microwave power levels and timing settings are essential to maintain consistent drying performance. Use calibrated thermometers and moisture meters to monitor the accuracy of temperature and moisture levels within the drying chamber. Make any necessary adjustments to ensure uniform drying across all batches.

4. Lubrication of Moving Parts:

Ensure proper lubrication of moving parts such as fan motors, conveyor belts, and bearings to reduce friction and prevent premature wear. Use lubricants recommended by the manufacturer and follow the specified lubrication schedule. Inspect lubrication points regularly and replenish lubricants as needed.

5. Safety Checks:

Conduct regular safety checks to identify and address any potential hazards or safety concerns. Inspect electrical connections, cords, and plugs for signs of damage or wear. Test emergency stop buttons, overload protection devices, and interlock systems to ensure they are functioning correctly. Address any safety issues promptly to minimize the risk of accidents or injuries.

6. Documentation and Record-Keeping:

Maintain detailed records of all maintenance activities performed on the microwave dryer machine. Keep track of cleaning schedules, inspections, repairs, and calibration procedures. Document any issues or abnormalities encountered during maintenance and record the actions taken to address them. This documentation will serve as a valuable reference for future maintenance and troubleshooting efforts.

By following these post-maintenance practices diligently, operators can ensure the reliability, efficiency, and safety of microwave dryer machines in 2024 and beyond. Regular maintenance not only extends the lifespan of the equipment but also ensures consistent drying performance and high product quality, contributing to overall operational success in the food processing industry.



References

The following are five authoritative foreign literature websites in the field of industrial microwave drying:

1. IEEE Xplore Digital Library

Website: [<https://ieeexplore.ieee.org/>]

2. ScienceDirect

Website: [<https://www.sciencedirect.com/>]

3. SpringerLink

Website: [<https://link.springer.com/>]

4. Wiley Online Library

Website: [<https://onlinelibrary.wiley.com/>]

5. PubMed

Website: [<https://pubmed.ncbi.nlm.nih.gov/>]