

# The Ultimate Guide to Crunchy Breadcrumbs in 2024

Introducción detallada :

Introduction to Crunchy Breadcrumbs

Production and Manufacturing Process

Culinary Applications and Versatility

Health and Nutrition Benefits

Troubleshooting Common Issues

Post-maintenance guide

Innovations and Future Outlook

Reference

## Introduction to Crunchy Breadcrumbs


[Crunchy breadcrumbs](#) have long been a staple ingredient in the culinary world, prized for their versatility and ability to add texture and flavor to a wide range of dishes. In this introduction, we delve into the significance of [crunchy breadcrumbs](#) in 2024 and explore their role in modern food processing.

Crunchy breadcrumbs, also known as bread crumbs, are made from dried and ground bread. They serve as a key ingredient in various recipes, ranging from coatings for fried foods to toppings for casseroles and salads. The unique crunchiness of breadcrumbs adds a satisfying texture to dishes, enhancing their overall appeal.

In 2024, the demand for crunchy breadcrumbs continues to grow as consumers seek out foods with interesting textures and flavors. As a result, manufacturers are investing in advanced food processing machinery to meet this demand efficiently and consistently.

Understanding the production process of crunchy breadcrumbs is essential for both food manufacturers and consumers. From selecting the right bread to drying and grinding techniques, each step plays a crucial role in achieving the desired texture and quality of breadcrumbs.

Furthermore, the culinary applications of crunchy breadcrumbs are vast and varied. They can be used to create crispy coatings for fried foods like chicken nuggets and fish fillets, as well as to add texture to dishes like macaroni and cheese or stuffed mushrooms. In baking, breadcrumbs are used as toppings for casseroles or as a binder in meatloaf and meatball recipes.



## Production and Manufacturing Process

Producing crunchy breadcrumbs involves a meticulous process aimed at achieving the desired texture and flavor profile. Here's an overview of the steps involved:

**Explanation of the Process:**

The process of producing crunchy breadcrumbs typically begins with selecting the appropriate bread. Stale bread or bread specifically baked for breadcrumb production is commonly used due to its ability to produce a crispier texture.

Once the bread is selected, it undergoes a drying process to remove moisture and enhance crunchiness. This can be achieved through methods such as toasting, baking, or air-drying. The dried bread is then broken into smaller pieces to facilitate further processing.

Next, the dried bread pieces are fed into a breadcrumb grinder machine. This machine pulverizes the bread into fine crumbs, ensuring uniformity in size and texture. The crumbs are then sifted to remove any larger pieces or impurities, resulting in a consistent product.

**Analysis of Different Methods and Techniques:**

Various methods and techniques can be employed in the manufacturing of crunchy breadcrumbs, each offering unique advantages. Toasting or baking the bread before grinding can enhance the depth of flavor and color of the breadcrumbs, creating a more robust end product.

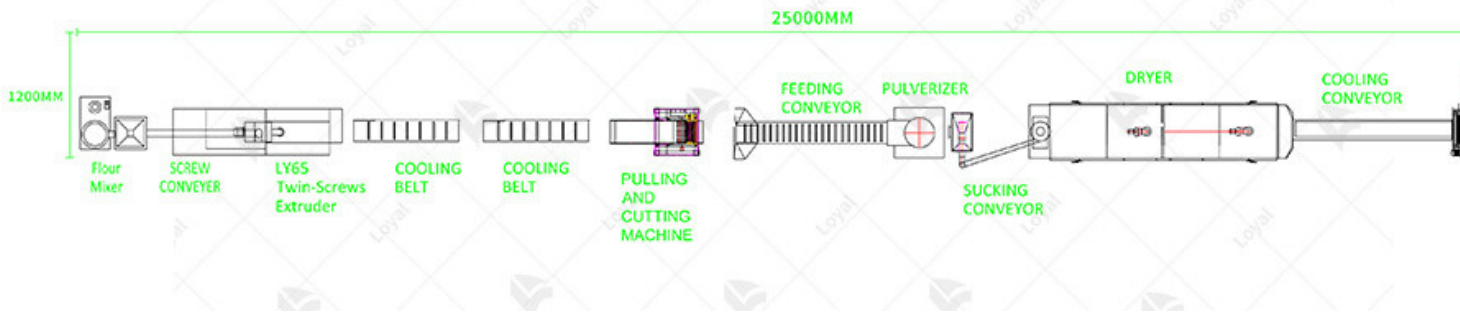
Additionally, the choice of bread can significantly impact the final texture and flavor of the breadcrumbs. Bread varieties with a higher gluten content tend to produce crunchier crumbs, while whole grain or artisanal breads can impart distinct flavors and textures.

Some manufacturers may also add seasonings or flavorings to the breadcrumbs during the production process to enhance their taste and versatility. Common additives include herbs, spices, and cheese powders, which can elevate the flavor profile of the breadcrumbs and complement various dishes.

### Importance of Quality Control and Consistency:

Quality control is paramount in producing crunchy breadcrumbs that meet the standards of both commercial and consumer markets. Consistency in texture, flavor, and appearance is essential to ensure customer satisfaction and brand reputation.

Manufacturers employ stringent quality control measures throughout the production process, from selecting raw materials to packaging the final product. This includes regular testing for moisture content, particle size distribution, and sensory attributes to maintain product integrity and consistency.



## Culinary Applications and Versatility

Crunchy breadcrumbs, a staple ingredient in countless culinary creations, offer a wide range of applications and versatility in the kitchen. As industrial food machinery experts, we delve into diverse ways crunchy breadcrumbs are utilized in cooking and baking, highlighting their significance and adaptability in various dishes.

### 1. Coating and Crusting

One of the primary culinary applications of crunchy breadcrumbs is as a coating or crust for meats, seafood, and vegetables. Utilizing specialized coating machines, chefs and food manufacturers evenly apply a layer of crunchy breadcrumbs to enhance texture and flavor. Whether it's crisp chicken tenders, golden-fried shrimp, or oven-baked eggplant parmesan, crunchy breadcrumbs provide a delightful crunch and visual appeal to dishes.

### 2. Binding Agent

In addition to adding texture, crunchy breadcrumbs serve as an excellent binding agent in recipes such as meatballs, meatloaf, and veggie burgers. When mixed with other ingredients and moisture, breadcrumbs help hold the mixture together, preventing it from falling apart during cooking. Their versatility makes crunchy breadcrumbs indispensable in both traditional and plant-based cooking, providing structure and stability to a variety of dishes.

### 3. Garnish and Topping

Crunchy breadcrumbs also serve as a versatile garnish and topping, adding a finishing touch to pasta dishes and salads. Sprinkled over pasta dishes, casseroles, and soups, toasted breadcrumbs provide an attractive contrast in both texture and flavor. Furthermore, seasoned or flavored breadcrumbs can elevate the taste profile of a dish, enhancing its overall appeal and visual presentation.

### 4. Absorbent and Thickening Agent

In recipes such as meatloaf, meatballs, and casseroles, crunchy breadcrumbs act as an absorbent thickening agent. They absorb excess moisture, preventing dishes from becoming overly soggy, also helping to bind ingredients together. This dual function ensures that dishes maintain their structure and consistency, resulting in a satisfying texture and mouthfeel.

### 5. Versatile Ingredient in Global Cuisine

Crunchy breadcrumbs are a versatile ingredient in cuisines around the world, transcending cultural boundaries and culinary traditions. From Italian-style breaded chicken cutlets to Japanese tonkatsu and Middle Eastern kibbeh, crunchy breadcrumbs play a vital role in creating signature dishes beloved by people of all ages and backgrounds. This versatility makes crunchy breadcrumbs an essential for chefs and home cooks alike, enabling them to explore and experiment with a myriad of flavors and cuisines.



## Health and Nutrition Benefits

Health Benefit	Description
----------------	-------------

High Fiber Content	Crunchy breadcrumbs are rich in dietary fiber, which aids in digestion and promotes bowel regularity.
Low in Calories	Crunchy breadcrumbs are relatively low in calories, making them a suitable option for individuals watching their weight.
Source of Vitamins	Crunchy breadcrumbs contain essential vitamins such as B vitamins (including thiamine, riboflavin, and niacin) and vitamin E, contributing to overall health and well-being.
Minerals	Crunchy breadcrumbs are a good source of minerals like iron, magnesium, and zinc, which are important for various bodily functions including energy metabolism and immune system support.
Protein	Crunchy breadcrumbs provide a modest amount of protein, which is essential for muscle repair and growth.
Gluten-Free Options	Gluten-free crunchy breadcrumbs are available for individuals with gluten intolerance or celiac disease, offering a safe alternative for breadcrumb consumption.



## Troubleshooting Common Issues

In the realm of crunchy breadcrumbs production, certain common issues may arise, requiring resolution to maintain product quality and consistency. As experts in industrial food machinery address these challenges and provide effective troubleshooting solutions.

### 1. Inconsistent Texture

**Issue:** Crunchy breadcrumbs exhibit varying textures, ranging from overly coarse to excessive, affecting product quality.

**Solution:** Conduct a thorough inspection of the grinding equipment, ensuring blades are sharp and properly aligned. Adjust settings to achieve the desired texture consistently. Regular maintenance and calibration of machinery are crucial to prevent texture inconsistencies.

## 2. Uneven Coating

**Issue:** Breadcrumbs fail to coat evenly on food products, resulting in uneven breading and inconsistent frying or baking outcomes.

**Solution:** Evaluate the coating process to identify potential issues, such as inadequate coating, poor adhesion or improper application techniques. Adjust conveyor speeds, coating formulations, and pressure settings to ensure uniform coverage. Regularly clean and maintain coating machinery to prevent clogging or malfunction.

## 3. Excessive Oil Absorption

**Issue:** Crunchy breadcrumbs absorb excessive amounts of oil during frying, leading to greasy and soggy finished products.

**Solution:** Review the composition and formulation of the breadcrumbs to optimize oil absorption properties. Adjust ingredient ratios or incorporate oil-repelling additives to minimize absorption while maintaining crunchiness. Fine-tune frying temperatures and durations to achieve optimal results without excess oil retention.

## 4. Flavor Profile Variations

**Issue:** Crunchy breadcrumbs exhibit inconsistent flavor profiles, resulting in variations in taste across batches.

**Solution:** Standardize ingredient sourcing and formulation processes to ensure consistency in flavor profiles. Conduct regular sensory evaluations and quality checks to detect any deviations from the desired taste profile. Implement strict quality control measures to maintain flavor consistency throughout production.

## 5. Shelf Life Challenges

**Issue:** Crunchy breadcrumbs experience shortened shelf life due to moisture absorption, leading to premature staleness or mold growth.

**Solution:** Implement proper packaging techniques, such as moisture-resistant barrier films or vacuum sealing, to preserve product freshness and extend shelf life. Store breadcrumbs in a cool, dry environment to minimize exposure to moisture and humidity. Conduct regular quality assessments and shelf life testing to monitor product stability and efficacy over time.



## Post-maintenance guide

After the maintenance process of your crunchy breadcrumbs manufacturing equipment, it's crucial to follow a comprehensive post-maintenance guide to ensure optimal performance and longevity. Here is a detailed guide on what steps to take post-maintenance:

### 1. Inspection of Components

After completing maintenance tasks, thoroughly inspect all components of the crunchy breadcrumb manufacturing equipment. Check for any signs of wear and tear, loose connections, or abnormalities that may have been overlooked during maintenance.

### 2. Lubrication

Proper lubrication is essential for the smooth operation of machinery. Ensure that all moving parts are adequately lubricated according to manufacturer recommendations. Use high-quality lubricants suitable for food processing equipment to prevent contamination of the product.

### 3. Functional Testing

Before resuming production, conduct functional testing to ensure that the equipment operates correctly. Test each component individually and then run a trial production run to verify that the machinery performs as expected.

### 4. Calibration

If applicable, calibrate the equipment to ensure accurate measurements and consistent product quality. Calibration may involve adjusting settings such as temperature, speed, and pressure to meet production specifications.

### 5. Cleaning and Sanitization

Clean and sanitize the equipment thoroughly to remove any residue or contaminants that may have accumulated during maintenance. Use food-grade cleaning agents and follow established sanitation procedures to ensure the safety and quality of the product.

#### 6. Documentation


Maintain detailed records of the maintenance activities performed, including inspection findings, repairs, lubrication schedules, and calibration adjustments. Documentation helps track equipment performance over time and facilitates compliance with regulatory requirements.

#### 7. Training and Education

Provide training to operators and maintenance personnel on proper equipment operation, maintenance procedures, and safety protocols. Regular training sessions help ensure that employees are knowledgeable and competent in handling the machinery safely and efficiently.

#### 8. Continuous Monitoring

Monitor the performance of the equipment continuously to identify any issues or abnormalities that may arise during operation. Implement preventive maintenance measures and address any issues promptly to prevent costly downtime and production disruptions.



## Innovations and Future Outlook

Innovations in the production of crunchy breadcrumbs are poised to shape the future of this culinary staple. As experts in industrial food machinery, we explore the advancements and future outlook for crunchy breadcrumbs in 2024.

The future of crunchy breadcrumbs production lies in technological advancements that enhance efficiency, quality, and sustainability. Manufacturers are investing in state-of-the-art machinery

equipped with advanced grinding and drying technologies to produce breadcrumbs with the p texture and crunch.

Automation is playing a key role in streamlining the production process of crunchy breadcrumb. Automated systems enable precise control over factors such as particle size and moisture content, ensuring consistency in the final product. Additionally, robotics and AI algorithms are being integrated to optimize production efficiency and minimize wastage.

Innovations in packaging are also shaping the future of crunchy breadcrumbs. Manufacturers are exploring eco-friendly packaging solutions that not only preserve the freshness and crunchiness of breadcrumbs but also align with sustainability goals. Biodegradable packaging materials and innovative designs that enhance shelf life while reducing environmental impact are becoming increasingly prevalent.

The future outlook for crunchy breadcrumbs is not only driven by technological innovations but also by shifting consumer preferences and dietary trends. As consumers increasingly seek healthier and more natural food options, manufacturers are experimenting with alternative ingredients and formulations to meet these demands. Gluten-free, organic, and non-GMO crunchy breadcrumbs are gaining traction in the market, presenting new opportunities for manufacturers to capitalize on. Furthermore, the rise of online retail and e-commerce platforms is expected to expand the reach of crunchy breadcrumbs to a wider audience. Manufacturers are leveraging digital technologies to market their products directly to consumers, bypassing traditional distribution channels and reaching niche markets more effectively.



## Reference

The following are five authoritative foreign literature websites in the field of Industrial food machinery:

1. Food Engineering Magazine

Website: <https://www.foodengineeringmag.com/>

2. Food Processing Magazine

Website: <https://www.foodprocessing.com/>

3. Journal of Food Engineering

Website: <https://www.journals.elsevier.com/journal-of-food-engineering>

4. Food Manufacturing Magazine

Website: <https://www.foodmanufacturing.com/>

5. International Journal of Food Science & Technology

Website: <https://onlinelibrary.wiley.com/>