

Everything You Need To Know About Corn Puff Production Line

Introducción detallada :

Introduction

Production Process of Corn Puff Production Line

Advances and Innovations in Cereal Extrusion Corn Puff Production Line Technology

Key Features and Benefits of Using Corn Puff Production Line

Choosing the Right Corn Puff Production Line for Your Business

Operation and Maintenance of Corn Puff Production Line

Conclusion

Reference

Introduction

In the vast landscape of food processing machinery, the [Corn Puff Production Line](#) stands as a testament to innovation and efficiency in snack food production. As an industrial machinery expert, I am delighted to provide you with a comprehensive guide to this remarkable equipment. The [Corn Puff Production Line](#) is specifically designed to transform raw corn into light, airy, and delicious puffed snacks that are beloved by consumers worldwide.

This production line combines cutting-edge technology with robust machinery to ensure consistent quality and high output. From raw material preparation to final packaging, every stage of the process is meticulously engineered to maximize productivity while maintaining the unique texture and flavor of corn puffs. Whether you are a seasoned professional in the food industry or a newcomer looking to venture into snack food production, this guide will provide you with all the essential information you need to understand and operate a Corn Puff Production Line effectively.



Production Process of Corn Puff Production Line

The Corn Puff Production Line is a sophisticated food processing system designed to transform raw corn into delicious, light, and airy puff snacks. Understanding its production process is crucial for ensuring the quality and efficiency of your output. Here's an in-depth look at each stage:

1. Corn Preparation

The journey begins with meticulously cleaned and ground corn. High-quality corn kernels are selected, cleaned to remove impurities, and then ground into a fine meal. This preparation ensures a smooth and consistent texture for the puff snacks.

2. Mixing and Extrusion

The ground corn meal is then mixed with water, seasonings, and other ingredients in a precise ratio. The mixture is fed into an extruder, where it is subjected to high pressure and heat. The extruder shapes the dough into the desired form while simultaneously cooking it partially. This stage is crucial for achieving the perfect puff structure.

3. Puffing

As the extruded dough exits the extruder, it rapidly expands due to the sudden release of pressure. This puffing action gives the snacks their characteristic light and airy texture. Temperature and humidity control during this stage are paramount to ensure consistent puffing results.

4. Frying

The puffed snacks are then conveyed into a fryer, where they are immersed in hot oil for a brief period. The frying process not only adds a delicious crispy outer layer but also helps to stabilize the snack, preventing it from becoming stale. Oil quality and frying temperature are closely monitored to maintain product quality.

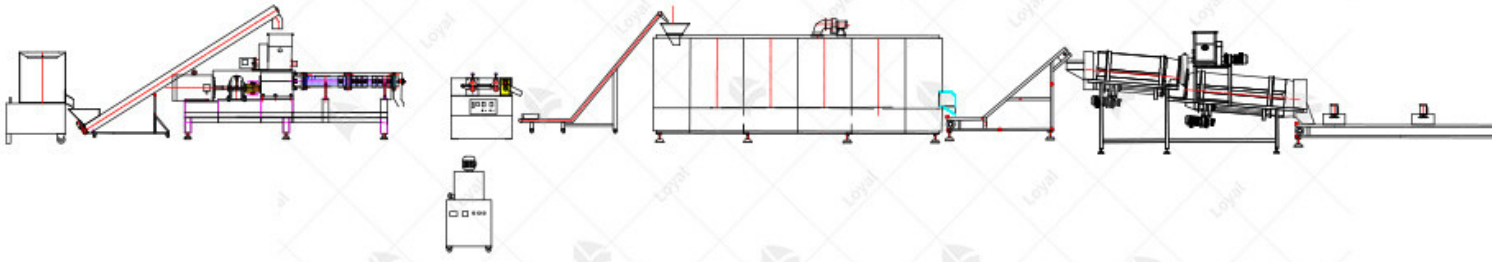
5. Seasoning and Cooling

After frying, the snacks are seasoned with a blend of salt, spices, and other flavorings. They are then cooled to room temperature, ensuring they are ready for packaging without the risk of condensation.

6. Packaging

Finally, the cooled and seasoned corn puffs are packed into airtight containers or bags to preserve their freshness and extend their shelf life. Automated packaging machinery ensures that each batch is sealed securely and labeled accurately.

Each stage of the Corn Puff Production Line is carefully designed and controlled to produce high-quality snacks efficiently. Understanding this process allows manufacturers to optimize their operations, ensuring consistent product quality and customer satisfaction.



Advances and Innovations in Cereal Extrusion Corn Puff Production Line Technology
 In the realm of food machinery, the Corn Puff Production Line has undergone significant advancements and innovations, particularly in cereal extrusion technology. As an industrial food machinery expert, I will delve into these developments, highlighting how they have transformed the production of corn puffs.

Cereal extrusion technology is the cornerstone of modern Corn Puff Production Lines. The process involves forcing a preheated mixture of cornmeal, water, and other ingredients through a die under high pressure. The sudden release of pressure causes the mixture to expand and form the characteristic puffy texture of corn puffs.

Recent innovations in cereal extrusion technology have focused on enhancing the efficiency and quality of the production process. One notable advancement is the integration of advanced control systems. These systems enable precise monitoring and adjustment of parameters such as temperature, pressure, and die design, ensuring consistent product quality and reducing waste.

Furthermore, the development of high-speed extruders has significantly increased production capacity. These machines can process larger volumes of raw materials in shorter periods, meeting the growing demand for corn puffs without compromising quality. Additionally, the use of energy-efficient motors and heating elements has reduced the operational costs associated with Corn Puff Production Lines.

Another innovation in cereal extrusion technology is the use of dual-screw extruders. These machines offer greater flexibility in terms of ingredient formulation and product design. By adjusting the speed and configuration of the screws, manufacturers can create a wide variety of textures and flavors, catering to diverse consumer preferences.



Key Features and Benefits of Using Corn Puff Production Line

Below is a concise and structured overview of the key features and benefits of utilizing a Corn Puff Production Line, presented in a table format for clarity:

| Key Features | Benefits |
|--------------------------------|---|
| Automated Processing | Enhances production efficiency and reduces labor costs by automating critical steps from mixing to packaging. |
| Precision Control Systems | Allows for consistent product quality through precise temperature, humidity, and timing controls. |
| High Capacity Output | Increases production volumes, ideal for meeting high market demands and scaling up operations. |
| Energy-Efficient Design | Reduces operational costs by minimizing energy consumption during the production process. |
| Modular Construction | Facilitates easy maintenance and upgrades, ensuring the production line remains adaptable to future needs. |
| Versatile Product Capabilities | Capable of producing a range of corn puff sizes, shapes, and flavors, catering to diverse consumer preferences. |
| Food Safety Compliance | Ensures adherence to stringent food safety standards through advanced hygiene practices and materials. |
| Environmental Sustainability | Incorporates eco-friendly practices such as waste reduction and energy-saving mechanisms. |
| User-Friendly Interface | Simplifies operation and monitoring, enabling seamless integration into existing production workflows. |
| Comprehensive Support Services | Offers training, maintenance, and troubleshooting support, ensuring optimal line performance and longevity. |



Choosing the Right Corn Puff Production Line for Your Business

When it comes to selecting the appropriate Corn Puff Production Line for your food manufacturing business, the decision-making process can be both intricate and crucial. As an industrial food machinery expert, I understand the significance of investing in a production line that aligns seamlessly with your business goals, production capacity, and quality standards. Here are some key considerations to guide you through the selection process:

1. Assess Your Production Needs

Begin by evaluating your current and projected production volumes. A smaller-scale Corn Puff Production Line may suffice for startups or businesses with limited production requirements. Conversely, larger-scale lines, equipped with automated features and high capacities, are better suited for established manufacturers looking to increase production efficiency and output.

2. Consider Product Quality and Consistency

The quality and consistency of your corn puffs are paramount to customer satisfaction and brand loyalty. Look for production lines that incorporate advanced technology and precision engineering to ensure uniform product size, shape, and texture. Additionally, consider lines that offer adjustable settings for different recipes and ingredients, allowing you to tailor your products to meet specific market demands.

3. Evaluate Equipment Efficiency and Durability

Efficiency and durability are critical factors in minimizing operational costs and maximizing profitability. Choose a Corn Puff Production Line that utilizes energy-efficient components such as high-efficiency motors and heat exchangers, to reduce energy consumption. Furthermore, prioritize equipment made from robust materials and designed for long-term use, minimizing the need for frequent repairs and replacements.

4. Assess Automation and Integration Capabilities

Automation can significantly streamline your production process, reducing labor costs and enhancing productivity. Consider Corn Puff Production Lines that offer automation features such as conveyor belts, robotic arms, and automated packaging systems. Additionally, look for lines that can integrate seamlessly with existing machinery and software, ensuring a smooth and efficient workflow.

5. Evaluate Customer Support and After-Sales Services

When investing in a Corn Puff Production Line, the level of customer support and after-sales services offered by the manufacturer is equally important. Choose a supplier with a proven track record of providing timely technical support, maintenance services, and parts replacements. Additionally, look for manufacturers that offer training programs and ongoing consultation to help you optimize your production line and stay ahead of industry trends. By carefully considering these factors, you can make an informed decision that aligns with your business objectives and ensures the long-term success of your Corn Puff Production Line. Remember, the right production line will not only enhance your production capabilities but also contribute to the growth and profitability of your food manufacturing business.



Operation and Maintenance of Corn Puff Production Line

As an expert in industrial food machinery, I understand the importance of a well-maintained and efficiently operated Corn Puff Production Line. This section will provide you with comprehensive insights into the operational procedures and maintenance requirements for such a production line, ensuring optimal performance and prolonged equipment lifespan.

Operational Procedures

1. Pretreatment of Raw Materials

Before initiating the production process, ensure that the raw materials, primarily corn, are of high quality and free from contaminants. The corn flour should be accurately weighed and mixed with water and other ingredients, such as salt, sugar, and flavorings, in a specified ratio. This mixture is then fed into the extruder, which shapes the dough into the desired puff shape.

2. Extrusion and Shaping

The extruder is the heart of the Corn Puff Production Line. It applies pressure to the mixture, forcing it through a die with a specific shape, creating the puff structure. The temperature and pressure within the extruder are critical factors that affect the final texture and appearance of the corn puffs.

3. Frying

Once shaped, the corn puffs are conveyed to the frying section. Here, they are immersed in hot oil at a controlled temperature. The frying process removes moisture from the dough, resulting in a crispy and light texture. It's essential to monitor the oil temperature and change the oil regularly to maintain consistent product quality.

4. Cooling and Packaging

After frying, the corn puffs are conveyed to a cooling conveyor to reduce their temperature. This step prevents the puffs from becoming soggy and ensures they maintain their crispiness. Once cooled, the corn puffs are ready for packaging. Automated packaging machines can efficiently seal and label the products, ready for distribution.

Maintenance Requirements

1. Regular Cleaning

Regular cleaning of the Corn Puff Production Line is crucial to prevent cross-contamination and maintain hygiene standards. All contact surfaces, including the extruder, fryer, and conveyors, should be thoroughly cleaned after each production run. Use food-safe cleaning agents and follow the manufacturer's instructions to avoid damaging the equipment.

2. Lubrication



Moving parts, such as gears, bearings, and chains, require regular lubrication to reduce friction and wear. Use high-quality lubricants suitable for food processing environments. Follow the manufacturer's recommended lubrication schedule to ensure smooth operation and extend equipment lifespan.

3. Inspections and Repairs

Regular inspections of the production line can identify potential issues before they become critical. Check for signs of wear, leaks, and malfunctions, and address them promptly. Maintain a spare parts inventory to minimize downtime in case of unexpected failures.

4. Training and Documentation

Ensure that all operators are trained on the correct operation and maintenance procedures of the Corn Puff Production Line. Maintain detailed documentation, including operating manuals, maintenance schedules, and troubleshooting guides, to assist operators and maintenance personnel.



Conclusion

In conclusion, the Corn Puff Production Line is a sophisticated and versatile piece of machinery that holds immense potential for manufacturers looking to tap into the growing demand for healthy and innovative snacks. By investing in a high-quality production line, businesses can ensure consistent product quality, increase production efficiency, and cater to the diverse preferences of consumers.

As an industrial food machinery expert, I highly recommend conducting thorough research and consulting with experienced professionals to select the most suitable Corn Puff Production Line for your specific needs. With the right equipment in place, you can unlock new opportunities for growth and success in the competitive snack market.



Reference

Here are five authoritative foreign websites related to industrial food machinery, along with their URLs:

1. ThomasNet

Website: <https://www.thomasnet.com>

2. MachineryTrader

Website: <https://www.machinerytrader.com>

3. Food Engineering: <https://www.foodengineeringmag.com>

4. Pack Expo: <https://www.packexpo.com>

5. DirectIndustry: <https://www.directindustry.com>